

Scaled data based on original data using  
LM-79-08 Approved Method: Electrical and Photometric Measurements of Solid-  
State Lighting Products

Test Report Prepared for  
Cooper Lighting Solutions  
(formerly Eaton)

Brand: INVUE

Report Number: P141078

Luminaire Tested: **ECM-E03-LED-E1-SL3-8030**

Issue Date: 03/03/2020

**Test Information**

Test Method: LM-79-08  
Report Number: P141078  
REPORT IS SCALED FROM IESNA LM-79-08 TEST DATA (P33691)  
Test Lab: INNOVATION CENTER-P3  
Issue Date: 03/03/2020  
Manufacturer: COOPER LIGHTING SOLUTIONS (FORMERLY EATON)  
Product Line: INVUE  
Catalog Number: ECM-E03-LED-E1-SL3-8030  
Description: EPIC CLASSICAL MEDIUM DECORATIVE LED LUMINAIRE  
(3) LIGHTBARS WITH AccuLED OPTICS - TYPE 3 W/ SPILL LIGHT CONTROL  
Light Source: (63) 3000K CCT, 80 CRI LEDs  
Ballast/Driver: -

**Summary**

Lumens per Lamp: N/A  
Luminaire Lumens: 7327.2 lumens  
Efficiency: N/A  
Efficacy: 97.4 lumens/watt  
Luminous Opening: Rectangular (W 0.5' x L: 1' x H: 0')  
IES Classification: Type III - Short - Semi-Cutoff  
BUG Rating: B1 - U0 - G2

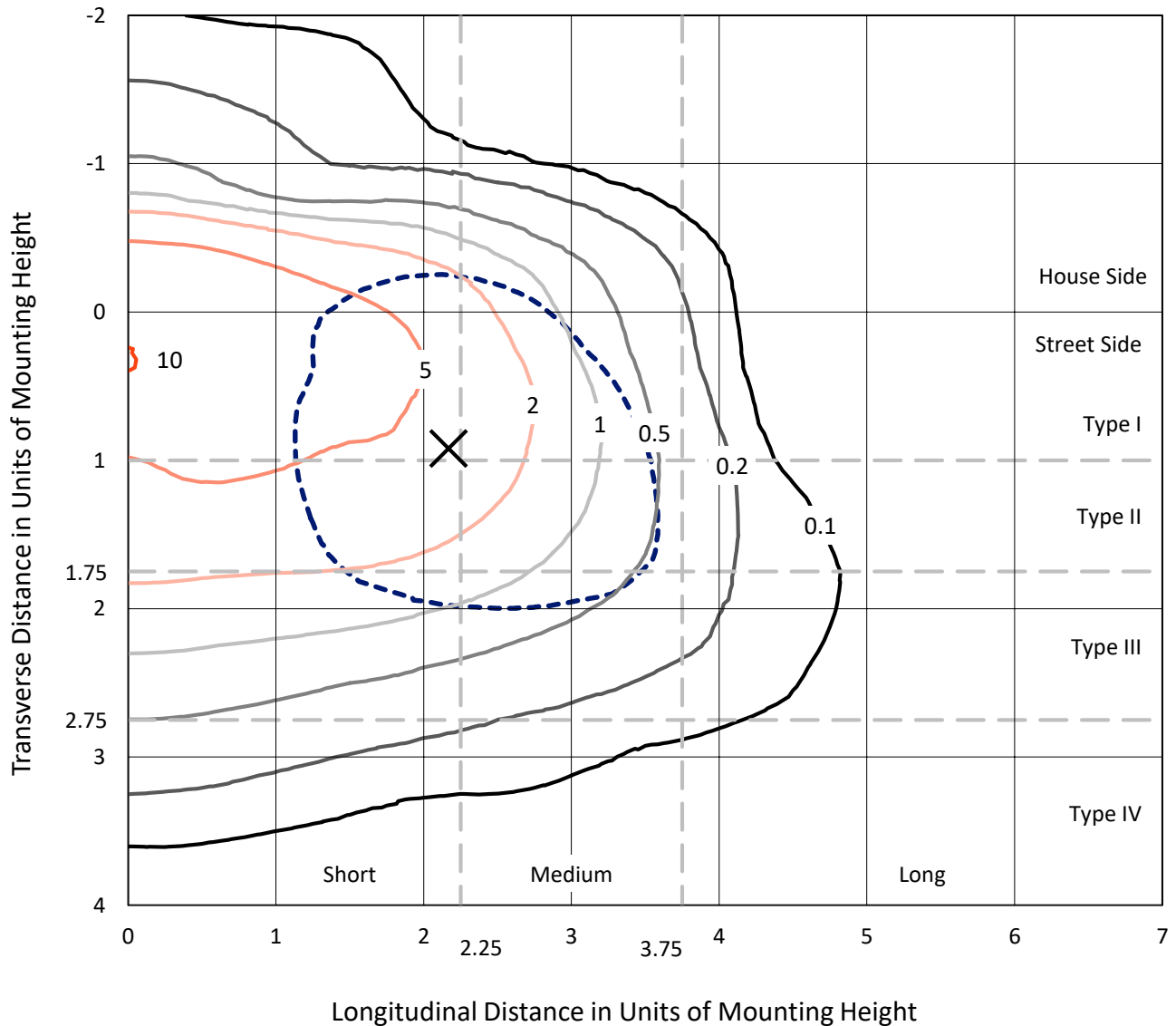
Input Watts (W): 75.2  
Input Voltage (V): NR  
Input Current (Ain): NR  
Voltage Rise (V): NR  
Power Factor: NR  
Total Harmonic Distortion (THDi): NR  
Frequency (hertz): 60  
Stabilization Time: NR  
Operation Time: NR  
Ambient Temperature (°C): NR  
Test Distance: 25 FT



REPORT NUMBER: P141078  
 CATALOG NUMBER: ECM-E03-LED-E1-SL3-8030

### Iso-Footcandle Lines of Horizontal Illumination

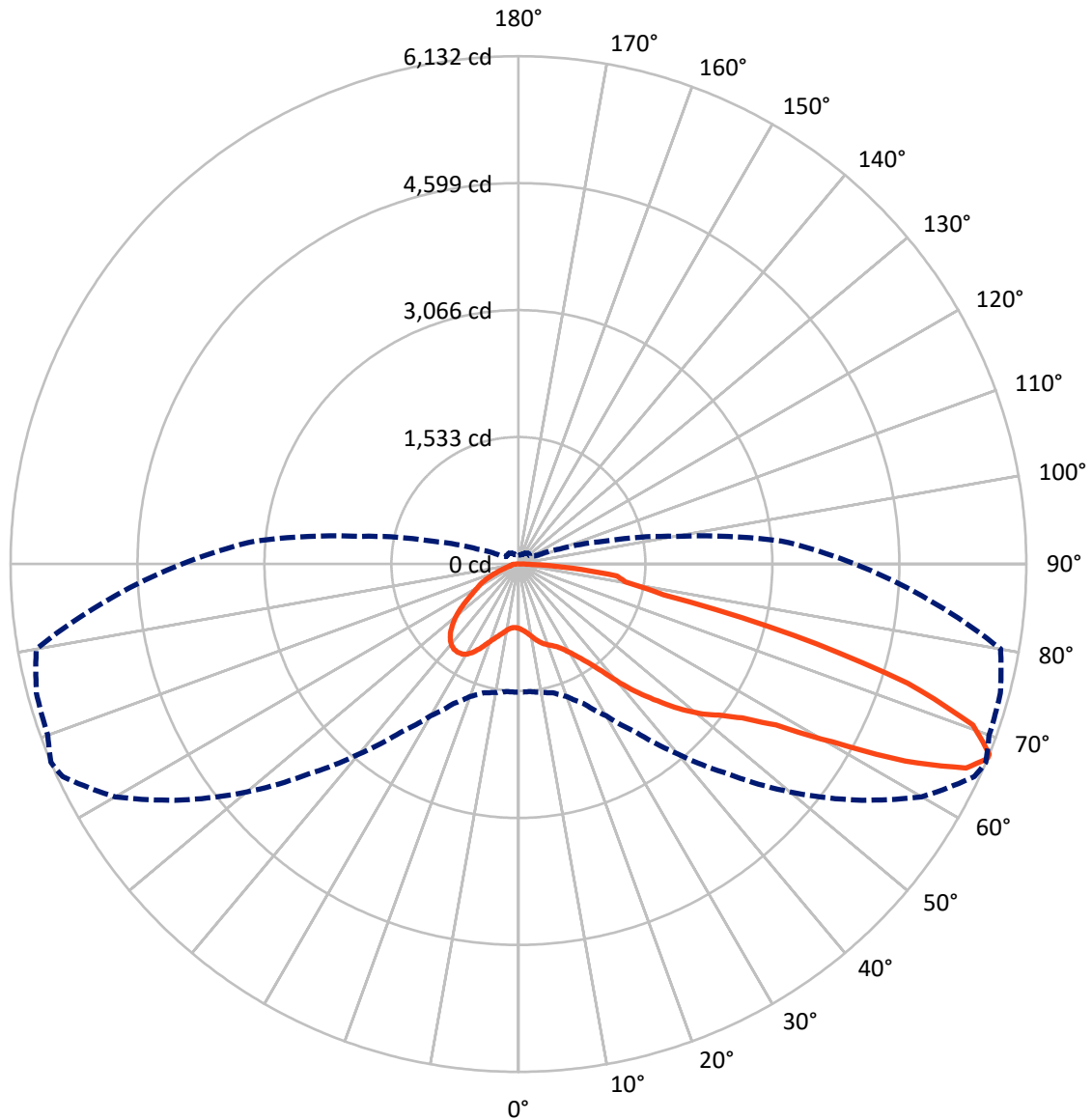
× Max cd  
 - - - 1/2 Max cd



Based on 10 foot mounting height. Maximum calculated value = 10.2 fc  
 Type III - Short - Semi-Cutoff

REPORT NUMBER: P141078  
CATALOG NUMBER: ECM-E03-LED-E1-SL3-8030

### Luminous Intensity Polar Plot



— Vertical Plane Through 67-Deg Lateral    - - - Horizontal Cone Through 67-Deg Vertical

REPORT NUMBER: P141078

CATALOG NUMBER: ECM-E03-LED-E1-SL3-8030

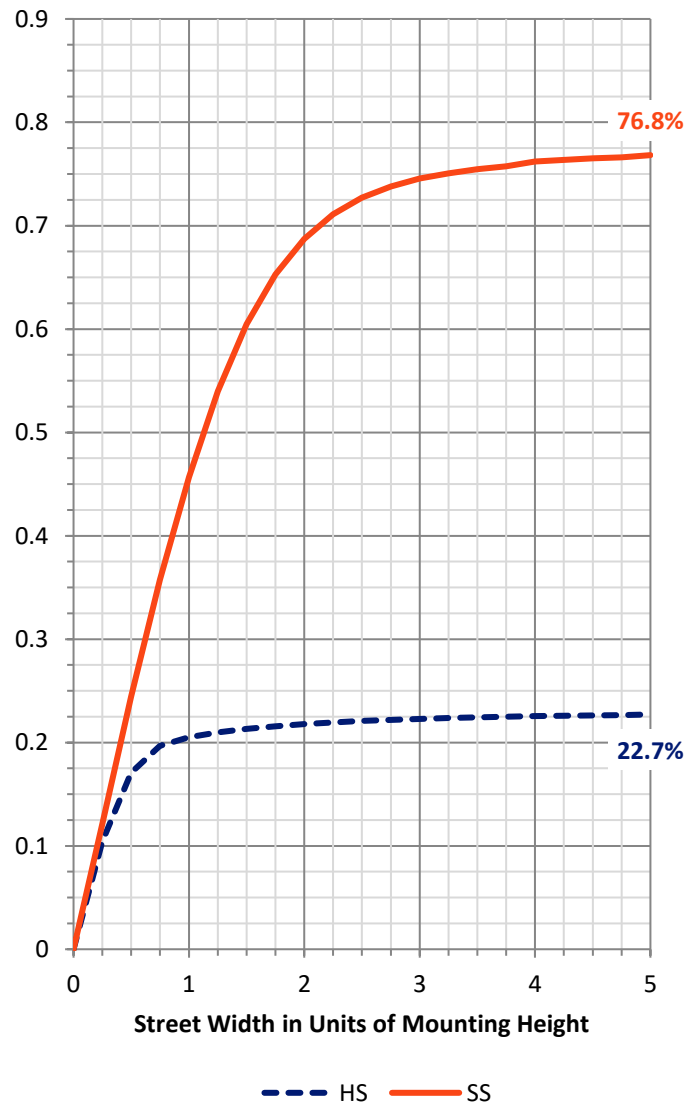
**FLUX DISTRIBUTION:**

		Downward	Upward	Total
<b>House Side</b>	Lumens	1685.6	0.0	1685.6
	% Fixture	23.0	0.0	23.0
<b>Street Side</b>	Lumens	5641.6	0.0	5641.6
	% Fixture	77.0	0.0	77.0
<b>Total</b>	Lumens	7327.2	0.0	7327.2
	% Fixture	100.0	0.0	100.0

**Coefficient of Utilization**

**ZONAL LUMENS:**

Zone	Lumens	% Fixture
0°-10°	77.9	1.1
10°-20°	269.4	3.7
20°-30°	479.6	6.5
30°-40°	689.5	9.4
40°-50°	1050.8	14.3
50°-60°	1535.0	20.9
60°-70°	2068.3	28.2
70°-80°	1015.5	13.9
80°-90°	141.2	1.9
90°-100°	0.0	0.0
100°-110°	0.0	0.0
110°-120°	0.0	0.0
120°-130°	0.0	0.0
130°-140°	0.0	0.0
140°-150°	0.0	0.0
150°-160°	0.0	0.0
160°-170°	0.0	0.0
170°-180°	0.0	0.0
0°-90°	7327.2	100.0
0°-180°	7327.2	100.0



REPORT NUMBER: P141078

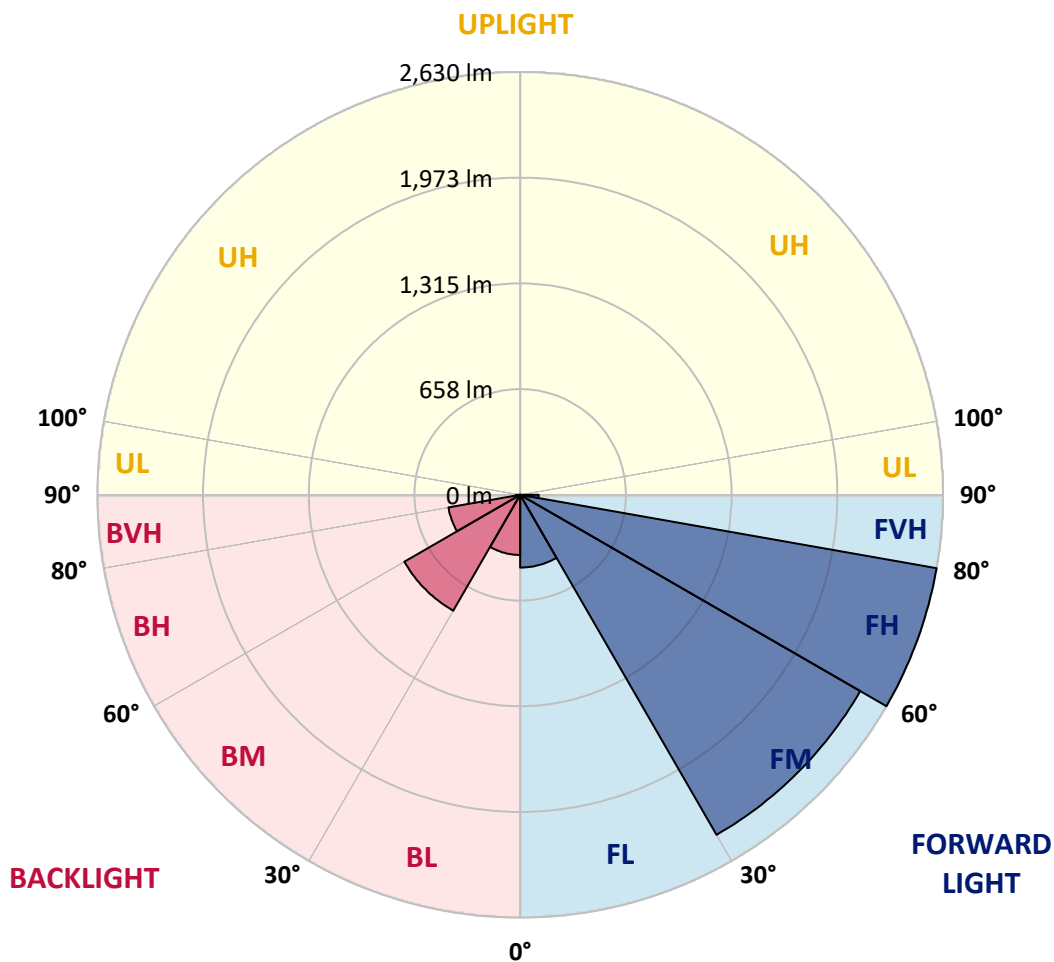
CATALOG NUMBER: ECM-E03-LED-E1-SL3-8030

**LUMINAIRE CLASSIFICATION SYSTEM LUMEN TABLE AND BUG RATING:**

Zone		Lumens	% Fixture	Zone Rating/Lumen Limit		
				B	U	G
FL	(0°-30°)	452.6	6.2			
FM	(30°-60°)	2442.7	33.3			
FH	(60°-80°)	2630.5	35.9			G2/5000
FVH	(80°-90°)	115.8	1.6			G2/225
BL	(0°-30°)	374.3	5.1	B1/500		
BM	(30°-60°)	832.6	11.4	B1/1000		
BH	(60°-80°)	453.3	6.2	B1/500		G1/500
BVH	(80°-90°)	25.4	0.3			G1/100
UL	(90°-100°)	0.0	0.0		U0/0	
UH	(100°-180°)	0.0	0.0		U0/0	

**BUG Rating: B1-U0-G2**

Type III Short





REPORT NUMBER: P141078

CATALOG NUMBER: ECM-E03-LED-E1-SL3-8030

**CANDELA DISTRIBUTION (FULL):**

	0°	5°	10°	15°	20°	25°	30°	35°	40°	45°	50°
0°	777.3	777.3	777.3	777.3	777.3	777.3	777.3	777.3	777.3	777.3	777.3
2.5°	817.8	813.6	817.0	816.1	813.6	810.2	811.9	809.4	807.7	805.2	802.6
5°	871.0	868.5	866.8	864.2	862.6	860.0	858.3	854.1	848.2	844.0	840.6
7.5°	923.3	922.5	920.0	916.6	909.8	908.1	902.2	898.0	892.9	884.5	877.8
10°	984.9	984.1	979.9	974.8	967.2	959.6	952.9	942.7	932.6	925.0	919.1
12.5°	1059.2	1055.0	1046.5	1039.8	1031.4	1019.5	1008.6	996.8	982.4	970.6	963.8
15°	1133.5	1128.4	1121.7	1112.4	1099.7	1083.7	1067.6	1049.9	1028.0	1012.8	1003.5
17.5°	1194.2	1190.9	1183.3	1170.6	1158.0	1138.5	1117.4	1093.0	1066.0	1043.2	1028.8
20°	1238.1	1234.8	1222.9	1207.8	1190.9	1168.9	1146.1	1119.1	1087.1	1059.2	1043.2
22.5°	1256.7	1251.6	1238.1	1217.9	1195.1	1168.1	1143.6	1120.8	1091.3	1070.2	1053.3
25°	1262.6	1256.7	1239.0	1213.7	1184.1	1149.5	1121.7	1103.9	1086.2	1078.6	1072.7
27.5°	1259.2	1254.2	1234.8	1203.5	1163.9	1123.4	1093.8	1081.2	1082.0	1096.3	1103.1
30°	1247.4	1241.5	1223.8	1189.2	1147.0	1103.1	1076.9	1072.7	1092.1	1128.4	1155.4
32.5°	1228.0	1223.8	1209.4	1179.9	1141.9	1103.9	1085.4	1094.7	1128.4	1185.0	1231.4
35°	1222.9	1222.1	1215.3	1199.3	1171.5	1147.0	1139.4	1165.6	1221.3	1298.9	1358.0
37.5°	1222.1	1226.3	1229.7	1229.7	1223.8	1222.1	1244.9	1281.2	1363.9	1460.9	1557.2
40°	1239.0	1246.6	1263.5	1285.4	1306.5	1336.9	1383.3	1451.7	1537.8	1655.9	1775.8
42.5°	1291.3	1308.2	1336.9	1374.9	1429.7	1486.3	1561.4	1646.6	1757.2	1876.2	1995.2
45°	1393.4	1417.9	1439.0	1498.9	1571.5	1638.2	1736.1	1848.3	1969.9	2119.3	2247.5
47.5°	1528.5	1546.2	1590.1	1653.4	1742.0	1837.4	1931.9	2029.8	2175.8	2331.9	2487.2
50°	1663.5	1677.0	1723.4	1797.7	1914.2	2018.8	2126.9	2223.9	2349.7	2515.1	2667.0
52.5°	1763.9	1782.5	1823.0	1895.6	2026.4	2145.4	2268.6	2375.8	2517.6	2666.2	2824.8
55°	1833.1	1845.0	1882.1	1953.0	2076.2	2212.1	2351.4	2483.0	2651.8	2819.8	2977.6
57.5°	1844.1	1855.9	1889.7	1952.2	2072.0	2214.6	2374.1	2535.3	2739.6	2961.6	3168.3
60°	1831.5	1840.7	1870.3	1921.8	2034.9	2191.0	2380.9	2583.5	2835.0	3121.1	3416.5
62.5°	1774.9	1784.2	1811.2	1853.4	1953.8	2122.6	2360.6	2654.4	2970.8	3330.4	3763.4
65°	1668.6	1674.5	1699.8	1733.6	1834.8	2006.2	2268.6	2640.0	3078.0	3567.5	4128.0
67°	1547.9	1545.3	1574.0	1607.8	1700.6	1858.5	2115.0	2480.5	2992.8	3586.1	4280.7
67.5°	1510.7	1517.5	1545.3	1569.0	1659.3	1812.0	2057.6	2418.9	2920.2	3543.9	4278.2
70°	1247.4	1260.1	1275.3	1290.5	1369.8	1482.0	1662.7	2012.1	2417.2	3008.0	3884.0
72.5°	855.8	830.5	841.5	836.4	860.9	931.8	1057.5	1364.7	1686.3	2194.4	2883.1
75°	433.8	461.7	458.3	479.4	514.0	558.7	617.0	731.7	984.1	1282.9	1784.2
77.5°	243.1	236.3	259.9	265.0	285.3	332.5	435.5	586.6	702.2	824.6	1008.6
80°	110.6	122.4	130.0	118.2	122.4	132.5	172.2	270.1	454.1	691.2	795.0
82.5°	61.6	65.8	76.8	77.6	81.0	83.6	90.3	104.7	140.9	285.3	561.3
85°	38.8	40.5	51.5	56.5	59.1	59.1	59.1	62.5	71.7	84.4	145.2
87.5°	14.3	15.2	23.6	31.2	32.1	30.4	28.7	32.9	30.4	31.2	47.3
90°	0.0	0.0	0.0	0.0	0.0	0.0	0.0	0.0	0.0	0.0	0.0



REPORT NUMBER: P141078

CATALOG NUMBER: ECM-E03-LED-E1-SL3-8030

**CANDELA DISTRIBUTION (continued):**

	55°	60°	65°	67°	70°	75°	80°	85°	90°	95°	100°
0°	777.3	777.3	777.3	777.3	777.3	777.3	777.3	777.3	777.3	777.3	777.3
2.5°	800.9	797.6	794.2	793.4	790.8	789.1	784.9	781.5	778.2	775.6	773.1
5°	833.0	826.3	820.4	817.8	814.5	810.2	801.8	795.9	790.8	785.8	780.7
7.5°	869.3	860.9	852.4	849.1	844.0	836.4	827.1	820.4	811.9	804.3	797.6
10°	909.8	900.5	893.8	890.4	886.2	875.2	869.3	857.5	848.2	838.1	829.6
12.5°	953.7	949.5	940.2	936.8	932.6	925.0	916.6	906.4	894.6	883.7	873.5
15°	993.4	986.6	980.7	979.9	977.3	973.1	962.1	951.2	941.0	926.7	918.3
17.5°	1017.9	1015.3	1014.5	1013.6	1011.9	1009.4	1004.3	992.5	983.2	971.4	959.6
20°	1033.0	1035.6	1039.8	1043.2	1044.9	1046.5	1044.0	1032.2	1022.9	1012.8	1002.7
22.5°	1049.1	1055.8	1066.8	1071.9	1077.8	1086.2	1084.5	1076.9	1071.9	1060.1	1052.5
25°	1071.9	1085.4	1103.9	1110.7	1121.7	1132.6	1135.2	1130.9	1125.9	1117.4	1117.4
27.5°	1110.7	1130.1	1154.6	1168.9	1179.9	1195.1	1200.2	1197.6	1198.5	1193.4	1205.2
30°	1171.5	1198.5	1231.4	1246.6	1260.1	1277.8	1281.2	1286.2	1282.9	1292.2	1306.5
32.5°	1263.5	1297.2	1331.0	1345.3	1357.1	1375.7	1386.7	1383.3	1395.1	1401.0	1421.3
35°	1405.2	1439.0	1465.2	1467.7	1481.2	1491.3	1501.5	1498.1	1530.2	1542.8	1553.8
37.5°	1601.1	1629.7	1645.8	1639.9	1623.8	1643.3	1656.8	1677.0	1697.3	1720.1	1679.5
40°	1855.1	1900.7	1893.9	1885.5	1855.1	1859.3	1865.2	1876.2	1910.0	1902.4	1786.7
42.5°	2096.5	2142.9	2135.3	2126.0	2085.5	2064.4	2080.4	2099.8	2118.4	2046.7	1874.5
45°	2340.4	2382.6	2346.3	2359.0	2322.7	2313.4	2344.6	2355.6	2334.5	2202.8	1948.8
47.5°	2593.6	2639.2	2621.4	2608.8	2582.6	2580.1	2597.8	2614.7	2531.1	2315.9	2004.5
50°	2787.7	2855.2	2845.9	2838.3	2809.6	2806.3	2848.5	2860.3	2710.1	2435.8	2060.2
52.5°	2937.1	3024.9	3041.7	3031.6	3024.9	3026.6	3148.1	3130.4	2922.7	2580.9	2125.2
55°	3113.5	3204.6	3266.2	3278.9	3295.8	3320.3	3560.8	3534.6	3216.4	2790.2	2193.5
57.5°	3347.3	3516.1	3608.9	3666.3	3712.7	3871.4	4176.9	4076.5	3623.3	3060.3	2274.6
60°	3691.6	4026.7	4219.1	4365.1	4457.1	4733.9	5104.5	4734.8	4095.9	3384.4	2380.9
62.5°	4244.4	4791.3	5159.3	5242.0	5280.9	5544.2	5809.2	5238.7	4436.9	3598.8	2397.8
65°	4780.4	5464.0	5893.6	5941.7	5913.0	5983.9	6058.2	5253.8	4357.5	3497.5	2200.3
67°	4969.4	5622.7	6074.2	6132.4	6048.0	6025.3	5912.2	4977.0	4061.3	3186.9	1925.1
67.5°	4959.3	5604.1	6072.5	6131.6	6048.0	6011.7	5845.5	4865.6	3944.8	3111.0	1872.0
70°	4571.1	5190.5	5712.1	5822.7	5776.3	5680.1	5237.8	4121.2	3268.8	2552.2	1443.2
72.5°	3711.0	4380.3	4793.9	4916.2	4949.2	4701.9	3900.9	2884.8	2356.4	1823.9	1046.5
75°	2491.5	3156.5	3495.0	3433.4	3233.3	2812.2	2059.3	1521.7	1291.3	1060.9	647.3
77.5°	1412.8	1926.0	1899.8	1793.5	1624.7	1202.7	584.0	316.5	302.1	352.8	274.3
80°	943.6	1187.5	1268.5	1309.9	1300.6	889.6	241.4	122.4	105.5	105.5	103.8
82.5°	787.4	1026.3	1162.2	1198.5	1116.6	676.0	144.3	80.2	64.1	71.7	80.2
85°	331.7	517.4	684.5	658.3	523.3	263.3	73.4	42.2	42.2	55.7	70.1
87.5°	80.2	119.0	168.0	162.9	130.8	60.8	37.1	26.2	26.2	43.0	60.8
90°	0.0	0.0	0.0	0.0	0.0	0.0	0.0	0.0	0.0	0.0	0.0





REPORT NUMBER: P141078

CATALOG NUMBER: ECM-E03-LED-E1-SL3-8030

**CANDELA DISTRIBUTION (continued):**

	105°	110°	115°	120°	125°	130°	135°	140°	145°	150°	155°
0°	777.3	777.3	777.3	777.3	777.3	777.3	777.3	777.3	777.3	777.3	777.3
2.5°	772.3	768.9	768.9	765.5	763.8	762.1	761.3	762.1	759.6	757.1	757.9
5°	776.5	771.4	768.9	763.0	759.6	756.2	753.7	752.8	748.6	746.1	746.1
7.5°	790.8	784.1	779.0	772.3	765.5	760.4	756.2	753.7	747.8	743.6	742.7
10°	820.4	811.1	803.5	793.4	784.1	777.3	769.7	765.5	758.7	754.5	752.8
12.5°	864.2	850.7	838.9	823.7	812.8	802.6	798.4	791.7	789.1	786.6	787.4
15°	905.6	889.6	878.6	866.8	854.1	848.2	839.8	838.9	839.8	835.6	835.6
17.5°	947.8	935.1	922.5	918.3	906.4	902.2	896.3	892.9	885.3	877.8	868.5
20°	991.7	984.9	979.9	974.8	972.3	962.1	947.0	929.2	904.8	882.8	864.2
22.5°	1048.2	1044.0	1044.9	1040.6	1027.1	1001.8	967.2	930.1	890.4	855.0	827.1
25°	1120.0	1124.2	1119.1	1098.0	1059.2	1007.7	954.6	902.2	849.9	807.7	769.7
27.5°	1211.1	1207.8	1184.1	1130.1	1063.4	990.0	921.6	859.2	796.7	747.8	700.5
30°	1310.7	1286.2	1224.6	1140.2	1046.5	957.9	873.5	800.9	728.4	671.0	617.8
32.5°	1411.2	1341.1	1241.5	1128.4	1017.0	912.4	817.8	732.6	649.0	584.9	523.3
35°	1487.1	1374.9	1239.0	1103.1	972.3	852.4	742.7	637.2	540.2	463.4	400.9
37.5°	1557.2	1393.4	1222.1	1064.3	910.7	773.1	636.4	522.4	424.5	347.7	293.7
40°	1600.2	1391.7	1189.2	1000.1	825.4	656.6	508.1	390.8	304.7	248.1	218.6
42.5°	1625.5	1374.0	1132.6	914.9	708.1	525.8	374.7	269.2	216.9	192.4	178.9
45°	1638.2	1336.0	1062.6	800.9	566.3	375.6	258.3	194.1	173.0	166.3	162.9
47.5°	1630.6	1282.9	962.1	672.7	422.0	257.4	184.8	163.7	157.0	153.6	152.8
50°	1612.9	1213.7	856.7	533.4	299.6	184.8	155.3	149.4	146.9	146.0	144.3
52.5°	1587.5	1131.8	736.0	413.6	212.7	153.6	145.2	142.6	140.9	138.4	137.6
55°	1545.3	1030.5	612.7	304.7	170.5	145.2	140.9	140.1	136.7	134.2	132.5
57.5°	1494.7	922.5	496.3	238.8	157.0	141.8	139.3	138.4	135.0	131.7	128.3
60°	1469.4	846.5	408.5	206.8	154.5	143.5	141.8	140.1	135.9	130.8	126.6
62.5°	1406.9	764.7	351.9	196.6	157.8	149.4	148.5	145.2	139.3	134.2	127.4
65°	1245.7	649.0	299.6	186.5	162.9	158.7	160.4	156.1	149.4	140.9	130.0
67°	1052.5	527.5	253.2	178.9	168.8	171.3	173.9	171.3	160.4	147.7	133.4
67.5°	1000.1	491.2	240.5	176.4	170.5	173.9	178.1	175.6	163.7	149.4	135.0
70°	752.0	351.9	190.7	167.1	176.4	185.7	194.1	193.3	181.5	163.7	140.9
72.5°	519.9	240.5	154.5	156.1	171.3	188.2	199.2	204.2	192.4	171.3	144.3
75°	313.1	153.6	130.0	140.9	156.1	173.0	190.7	192.4	178.9	157.8	135.0
77.5°	153.6	110.6	107.2	111.4	125.8	140.1	147.7	138.4	130.0	115.6	107.2
80°	92.8	86.9	85.2	94.5	103.0	100.4	94.5	86.9	82.7	79.3	76.0
82.5°	77.6	78.5	80.2	81.9	80.2	70.9	60.8	55.7	52.3	52.3	53.2
85°	79.3	81.0	74.3	68.4	60.8	50.6	41.4	35.4	36.3	37.1	37.1
87.5°	61.6	59.1	52.3	43.0	34.6	25.3	20.3	16.9	18.6	17.7	19.4
90°	0.0	0.0	0.0	0.0	0.0	0.0	0.0	0.0	0.0	0.0	0.0



REPORT NUMBER: P141078

CATALOG NUMBER: ECM-E03-LED-E1-SL3-8030

**CANDELA DISTRIBUTION (continued):**

	160°	165°	170°	175°	180°
0°	777.3	777.3	777.3	777.3	777.3
2.5°	757.9	757.1	757.9	757.9	758.7
5°	744.4	742.7	742.7	743.6	743.6
7.5°	741.0	739.3	739.3	740.2	739.3
10°	752.8	752.0	753.7	752.8	752.8
12.5°	788.3	788.3	791.7	793.4	791.7
15°	836.4	834.7	837.2	838.1	838.9
17.5°	863.4	855.8	853.3	855.0	851.6
20°	848.2	835.6	830.5	829.6	823.7
22.5°	805.2	786.6	779.0	775.6	768.9
25°	744.4	722.5	712.3	703.9	699.7
27.5°	671.8	644.8	630.5	623.7	621.2
30°	580.7	554.5	533.4	522.4	519.1
32.5°	479.4	441.4	419.5	406.0	396.7
35°	357.9	321.6	305.5	295.4	283.6
37.5°	259.9	238.0	224.5	217.7	215.2
40°	200.9	189.9	183.1	182.3	181.5
42.5°	173.9	168.8	168.0	166.3	164.6
45°	160.4	158.7	159.5	157.0	155.3
47.5°	151.1	150.2	150.2	148.5	147.7
50°	143.5	143.5	142.6	141.8	141.8
52.5°	136.7	137.6	137.6	135.9	135.9
55°	130.8	130.8	131.7	130.8	130.8
57.5°	126.6	125.8	126.6	126.6	126.6
60°	124.1	122.4	121.5	122.4	122.4
62.5°	121.5	119.0	118.2	118.2	119.0
65°	121.5	117.3	115.6	115.6	114.8
67°	122.4	115.6	112.3	110.6	109.7
67.5°	122.4	114.8	110.6	109.7	108.9
70°	122.4	111.4	105.5	101.3	101.3
72.5°	121.5	108.0	98.7	94.5	92.8
75°	115.6	102.1	93.7	88.6	86.9
77.5°	97.1	88.6	84.4	80.2	79.3
80°	73.4	69.2	65.8	56.5	52.3
82.5°	52.3	49.8	43.9	40.5	38.0
85°	37.1	34.6	32.1	28.7	28.7
87.5°	20.3	19.4	18.6	16.9	15.2
90°	0.0	0.0	0.0	0.0	0.0

(END OF REPORT)